

# Red Readers

1R, 2R



# 1 Red Readers can:

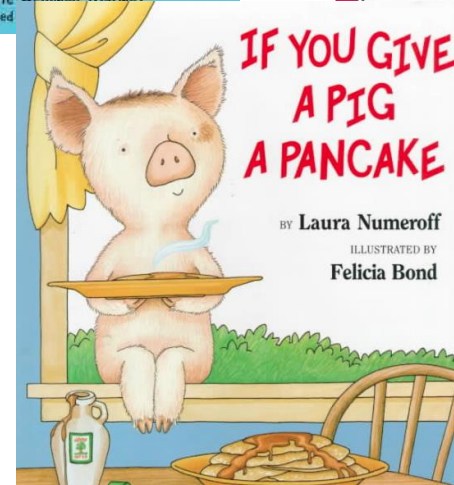


- Sit for 30 minutes to enjoy a long picture book
- Focus on the content of the book
- Enjoy traditional tales, silly stories, poetry, and informational text
- Read picture books with the same characters and similar plot elements
- Begin to prefer silent reading

# 1 Red Readers can:

- Know spelling-sound correspondences for common vowel teams (i.e., *ew, oy, oi, ought*)
- Recognize and read irregularly spelled two-syllable words (i.e., *ruby, even*)
- Decode 3- syllable word that follows a regular vowel pattern (*remember, entertain, Washington*)
- Decode words with common suffixes (*ed, er, ing, es, ly, y, er, ier, iest*)
- Read a 1R text with sufficient accuracy and fluency
- Ask and answer who, what, where, when, why, and how questions to demonstrate understanding

# Sample 1 Red Books

- *If You Give a Pig a Pancake*
- *Fancy Nancy*
- *Frog and Toad*
- *Henry and Mudge*
- *Nate the Great*
- *Cat in the Hat*



## 2 Red Readers can:



- **Build stamina and finish 1 Chapter Book Each Week:**  
2R readers begin 2R as picture book readers and leave as chapter book readers.
- Enjoy informational text, prose, and poetry
- Develop the habit of silent reading
- Decode All Multi-Syllabic and Irregularly Spelled Words Familiar from Everyday Speech
- Decode words with common prefixes (*un, re, mis*) and suffixes (*able, ful, tion, ly*)
- Decode 3-syllable words

## 2 Red Readers can:

- Use rules of syllabication
- Read with sufficient accuracy and fluency to support comprehension
- Ask and answer who, what, where, when, why, and how questions to demonstrate understanding of key details

# What kind of books should a 2R Reader be reading?

- *Cam Jansen*
- *Flat Stanley*
- *Junie B. Jones*
- *Marvin Redpost*
- *Horrible Harry*
- *Freckle Juice*



# How can you help at home?

- Read with your child 30-45 minutes a day and encourage your child to read on his/her own.
- Make reading a fun time! Under a blanket, to a family pet, with a flashlight, with a snack, etc.
- Keep books all over the house and in the car so there is always access.
- Encourage your child to re-read favorite books to build fluency.



# Bookshelf

- Bookshelf can be accessed in any modern web browser at <http://www.schoolpace.com/bookshelf/>.
- You can also download the Bookshelf app for iPhone, iPod Touch, or iPad. You can search for “American Reading Bookshelf” in the [App Store](#).
- Your child’s teacher may have already sent home the log in and password. If not just send them an email requesting it.

# What level and skills come next?

PreK	Kindergarten	1	2	3	4	5	6	7	8	9 & 10	11 & 12 <sup>®</sup>				
RTM	1-3Y	1G	2G	1B	2B	1R	2R	Wt	Bk	Or	Pu	1Br	2Br	Si	GI

## White

- **Notice and Acquire Academic Vocabulary**
  - Wt books have 1–2 new academic words and or phrases per chapter-book size page of text.
- Decode all multisyllabic words
- Read a Wt level chapter book and informational book a week

# Questions

## **Questions or concerns?**

If you have multiple children, don't forget to pick up more materials from the levels that you missed! They are located at tables outside of building 2 near the stairs.