


# SECOND GRADE

April newsletter

Dates

5<sup>th</sup> - 8<sup>th</sup> Quiet Campus (No Parents)  
 12<sup>th</sup> Field Trip  
 13<sup>th</sup> Early Release Day  
 15<sup>th</sup> No School  
 20<sup>th</sup> ABC Countdown Starts  
 25<sup>th</sup> - 29<sup>th</sup> Teacher Appreciation Week



THE COUNTDOWN IS ON! STARTING ON  
 APRIL 20<sup>TH</sup>. WE WILL BE CELEBRATING  
 THE LAST 26 DAYS OF SCHOOL WITH A  
 DAILY THEMED COUNTDOWN!  
 PARTICIPATION IS OPTIONAL!


ABC Countdown

ABC COUNTDOWN TO SUMMER!					
		<b>A</b> 4/20 Animal Day Dress like your favorite animal.	<b>B</b> 4/21 Build Day Build a structure in your classroom.	<b>C</b> 4/22 Craft Day Create a masterpiece.	<b>D</b> 4/25 Dance Day Have a dance party.
<b>E</b> 4/26 Exercise Day Get ready to exercise.	<b>F</b> 4/27 Fairy Tale Day Dress like a fairy tale character or bring in a fairy tale book.	<b>G</b> 4/28 Game Day Bring a game to play.	<b>H</b> 4/29 Hat Day Wear a hat to school.	<b>I</b> 5/2 Investigation day What will you investigate today? It's a mystery!	<b>J</b> 5/3 Joke Day Share a funny joke
<b>K</b> 5/4 Kindness Day Do only acts of kindness today	<b>L</b> 5/5 Lights Out Day Bring a flashlight and read with the lights out.	<b>M</b> 5/6 Math Day Put your math skills to the test	<b>N</b> 5/9 Nature Day Enjoy and explore the nature around us.	<b>O</b> 5/10 Occupation Day Dress like your future career	<b>P</b> 5/11 Pajama Day Wear your favorite pajamas.
<b>Q</b> 5/12 Question Day Ask your class a question	<b>R</b> 5/13 Rockstar Day Dress like the Rockstar you are	<b>S</b> 5/16 Silly Sock Day Wear your silliest socks.	<b>T</b> 5/17 Thank You Day Express gratitude to others	<b>U</b> 5/18 USA Day Wear red, white & blue	<b>V</b> 5/19 Voila We will take turns sharing magic tricks
<b>W</b> 5/20 Wall to wall cleaning Help your teacher clean the classroom	<b>X</b> 5/23 eXcited to celebrate Exchange autographs	<b>Y</b> 5/24 Year End Celebrate the end of the year	<b>Z</b> 5/25 Zero More Days! Zip up your backpacks and zoom out of school!		



# Reading

## Module 11



	High Frequency Words	Phonics
Week 1	brother, happened, happy, help, home, mama, papa, sister, suddenly, surprise	Vowel Team Syllables Long a: ay, ei, ey Long e: ea, ee, ey Long i: ie, igh Long o: oa, ow Long u: ue, ew
Week 2	away, because, country, earth, else, green, plant, rain, sea, sun	R-Controlled Vowel Syllables
Week 3	bed, enough, family, list, oh, people, shop, sleep, today, tomorrow	Final e Syllables

## Module 12

	High Frequency Words	Phonics
Week 1	animal, cut, inside, measure, pick, picture, question, rock, turned, where	Final Stable Syllable -le, -tion, -ture
Week 2	America, can't, complete, easy, eyes, love, reached, sentence, state, watch	Review of Syllable types Open CV, Closed CVC, Consonant +le
Week 3	busy, different, doing, I'm, idea, important, mind, next, plan, tried	Review Affixes Prefixes: pre-, dis-, un-, re-, mis- Suffixes: -er, -est, -ful, -less, -y, -ly Inflections: -s, -es, -ed, -ing


# Math

We are currently working on graphing data from a table, counting coins and dollar bills, and reading an analog clock. Extra practice can be done at home with a pocket of change or using an analog watch. Students can always work through the lessons on Zearn or practice math fluency through XtraMath!





# Field Trip



## Educational Purpose:

Students will be lead through historic buildings and activities that highlight how Florida's pioneer children lived in 1898. This trip will provide educational opportunities for our students to learn about "old Florida". Students will make connections to the cultures and different ways people live.

## Times:

- Please arrive at SMES at the normal arrival time- 9AM. Please do not be tardy the day of the trip. Once students arrive we will be checking them in and having them use the restroom prior to getting onto the bus.
  - We will be leaving Sanders at 9:15AM.
  - We anticipate to be at the fairgrounds around 10:00AM. A message will be sent upon arrival.
  - We will be leaving the fair grounds at 12:45PM.
  - We expect to be back at Sanders around 1:45PM.
  - Dismissal will be the same as usual on this day.
- \*Updates on arrival time/departure time will be posted on DOJO stories\*

## Clothing:

- Students should wear an SMES shirt or school colors on the trip.
- Students must wear closed toe shoes on the trip due to Cracker Country protocol.
- A majority of the day will be spent outside so please dress accordingly.
- Please make sure to apply sunscreen prior to the trip if you want your child to wear it.
- You do not need any belongings/backpacks/folders the day of the trip.

## Lunches:

- Please send the lunch in a disposable bag with their full name on it.
- Please make sure their drink is disposable and has their full name on it as well.
- Lunches will be placed in the cooler prior to the trip. **There will not be room in the coolers for chaperone lunches.**

## Chaperones:

- You must drive yourself and meet us at Cracker Country. Please arrive by 10:00AM. Please meet us outside the gate upon arrival. You will walk in the main gate with the classes.
- All adult chaperones must arrive on time and enter with the school group. **The gates into the Fairgrounds will be closed once the field trip program begins, so late chaperones cannot be admitted.**



## Breakfast

The students are being encouraged to not take extra food and drinks from the share bin at breakfast. Please speak with your child about not taking extra items before going to class. We are having an issue with students bring pockets full of juice boxes and extra milk that are being left around the pod and are going to waste because of time. If your child needs breakfast, please try to get them here earlier so they are not late. We get started promptly at 9:10. Thank you for your help with this!